



# SSB SB 3.4-12 (12V 3.4AH)

## Specification

Nominal Voltage	12V	
Nominal Capacity (20hr@20°C@1.70 V/C)	3.4Ah	
	20 hour rate	3.22Ah
	10 hour rate	3.01Ah
	5 hour rate	2.81Ah
	3 hour rate	2.48Ah
Internal Resistance	Fully Charged battery 68°F(20°C) ≤45 mOhms	
Self-Discharge	3% of capacity declined per month at 20°C (average)	
	SSB series batteries may be stored for up to 6 months at 68°F(20°C) and then a freshening charge is required. For higher temperatures the time interval will be shorter.	
Dimension	Length (mm / inch)	134 / 5.28
	Width (mm / inch)	67 / 2.64
	Height (mm / inch)	60 / 2.36
	Total Height (mm / inch)	66 / 2.60
	Approx. Weight (Kg / lbs)	1.30 / 2.87
Operating Temperature Range (temporarily – see our manual)	Discharge : -20~60°C	
	Charge : 0~50°C	
	Storage : -20~60°C	
Max. Discharge Current 68°F(20°C)	32A(5s)	
Short Circuit Current	166A	
Charge Methods: Constant Voltage Charge 68°F(20°C)	Cycle use	2.30-2.35VPC
	Maximum charging current	0.96A
	Temperature compensation	-3mV/°C
	Standby use	2.23-2.275VPC
Life expectancy	Temperature compensation	-4mV/°C
	6~9 years at 20°C with charge voltage 2.25V/cell	



## Applications

- ◆ Absorbent Glass Mat (AGM) technology for efficient gas recombination of up to 99% and freedom from electrolyte maintenance or water adding.
- ◆ Not restricted for air transport-complies with IATA/ICAO Special Provision A67.
- ◆ UL-recognized component.
- ◆ Can be mounted in any orientation.
- ◆ Computer designed lead, calcium tin alloy grid for high power density.
- ◆ Long service life, float or cyclic applications.
- ◆ Maintenance-free operation.
- ◆ Low self discharge.
- ◆ Case and cover available in both standard and flame retardant ABS.



ISO9001

Conform to:

IEC60896-21&22 and/or IEC61427

## Discharge Constant Current (Amperes at 68°F20°C)

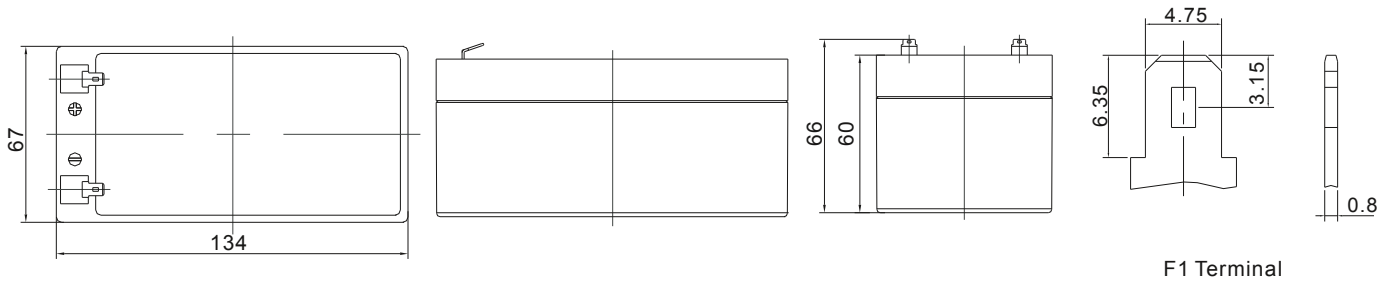
End Point Volts/Cell	5min	10min	15min	30min	1h	2h	3h	4h	5h	8h	10h	20h
1.60V	12.69	8.274	6.104	3.533	2.041	1.204	0.875	0.697	0.589	0.393	0.320	0.167
1.65V	12.23	8.028	5.944	3.455	2.003	1.187	0.864	0.688	0.582	0.389	0.317	0.165
1.70V	11.63	7.704	5.734	3.352	1.953	1.163	0.848	0.677	0.573	0.384	0.313	0.164
1.75V	10.87	7.286	5.460	3.218	1.887	1.132	0.828	0.662	0.561	0.377	0.308	0.161
1.80V	9.901	6.751	5.108	3.044	1.801	1.091	0.801	0.641	0.545	0.368	0.301	0.158
1.85V	8.713	6.082	4.663	2.822	1.691	1.038	0.765	0.615	0.524	0.355	0.291	0.154

## Discharge Constant Current (Watts at 68°F20°C)

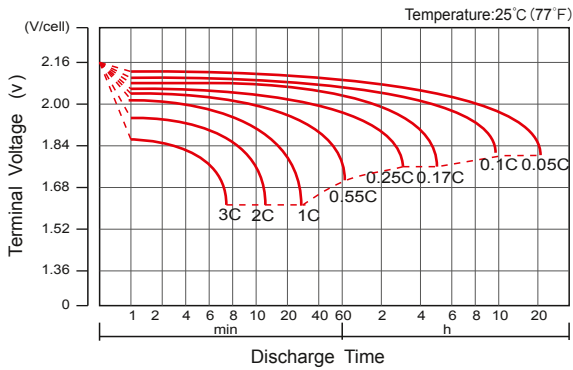
End Point Volts/Cell	5min	10min	15min	30min	1h	2h	3h	4h	5h	8h	10h	20h
1.60V	21.84	14.28	10.83	6.51	3.87	2.32	1.70	1.36	1.15	0.78	0.64	0.33
1.65V	21.61	14.22	10.77	6.46	3.84	2.30	1.68	1.35	1.14	0.77	0.63	0.33
1.70V	20.78	13.80	10.48	6.31	3.76	2.26	1.66	1.33	1.13	0.76	0.63	0.33
1.75V	19.76	13.28	10.12	6.12	3.65	2.21	1.63	1.30	1.11	0.75	0.62	0.32
1.80V	18.32	12.52	9.61	5.85	3.50	2.14	1.58	1.27	1.08	0.74	0.60	0.32
1.85V	16.41	11.48	8.89	5.47	3.31	2.05	1.52	1.22	1.04	0.71	0.58	0.31



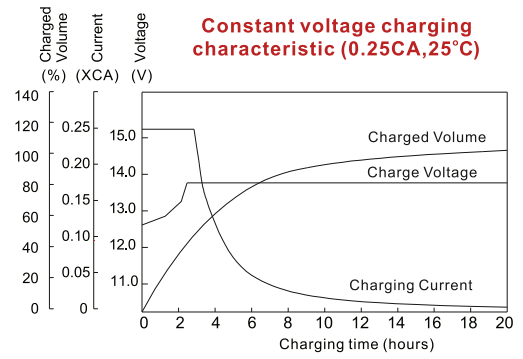
# Dimensions



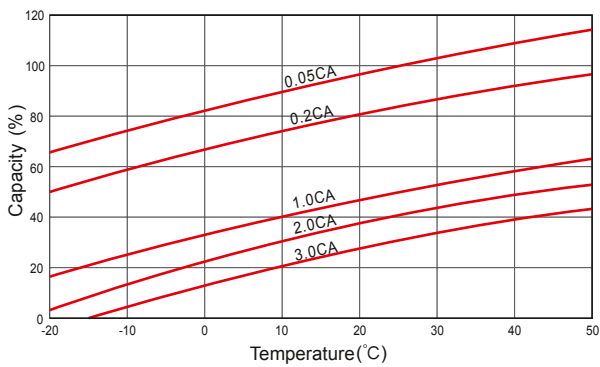
## Discharge Characteristics



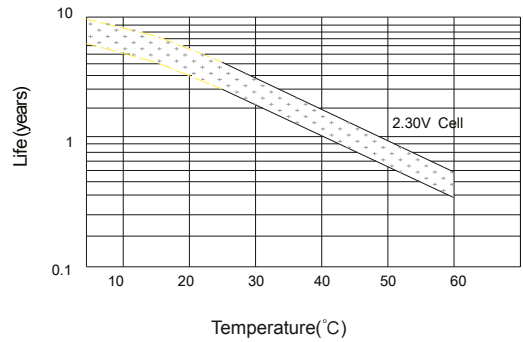
## Float Charging Characteristics



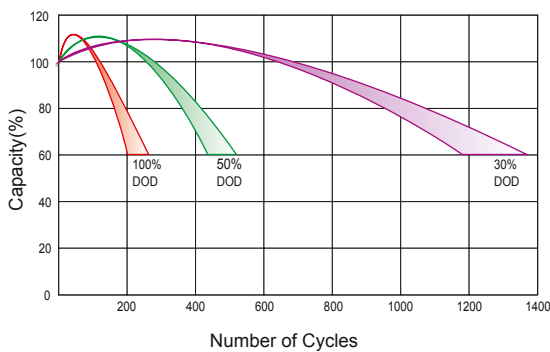
## Temperature Effects in Relation to Battery Capacity



## Effect of Temperature on Long Term Float Life



## Cycle Life in Relation to Depth of Discharge



## Self Discharge Characteristics

