


RG-Coaxial Cables



| Type RG.../U | 6 | 8 | 11 | 58 | 59 | 62 |
|--------------|-------|-------|-------|-------|-------|-------|
| Part no. | 40001 | 40013 | 40002 | 40003 | 40004 | 40005 |

Cable structure

| | | | | | | |
|--------------------------------|---|-----------------------|-----------------------|------------------------|-----------------------|-----------------------|
| Inner conductor diameter mm | 1 x 0,72 | 7 x 0,72 | 7 x 0,4 | 19 x 0,18 | 1 x 0,6 | 1 x 0,65 |
| | Steel/copper, bare | Copper, bare | Tinned copper | Tinned copper | Steel/copper, bare | Steel/copper, bare |
| Insulation Ø mm | 4,7 PE | 6,4 PE | 7,3 PE | 2,95 PE | 3,7 PE | 3,7 PE, hollow |
| Outer conductor | 2 braids Silvered copper Copper, bare | Braid Copper, bare | Braid Copper, bare | Braid Tinned copper | Braid Copper, bare | Braid Copper, bare |
| Outer jacket | PVC | PVC | PVC | PVC | PVC | PVC |
| Min. bending radius approx. mm | 40 | 50 | 50 | 25 | 30 | 30 |
| Temperature range °C | -35 to +80 | -35 to +80 | -35 to +80 | -35 to +80 | -35 to +80 | -35 to +80 |
| Copper weight kg/km | 67,0 | 62,0 | 58,0 | 21,0 | 26,0 | 26,0 |
| Outer Ø approx. mm | 8,4 | 9,5 | 10,3 | 4,95 | 6,2 | 6,15 |
| Weight approx. kg / km | 115 | 128 | 140 | 38 | 57 | 52 |

Electrical characteristics

| Impedance (Ohm) | 75 ± 3 | 50 ± 2 | 75 ± 3 | 50 ± 2 | 75 ± 3 | 95 ± 5 |
|--------------------------------------|-----------------|-----------------|-----------------|-----------------|-----------------|-----------------|
| Frequency range | | | | | | |
| f (max.) GHz | 3 | 3 | 3 | 3 | 3 | 3 |
| Propagation velocity v/c | 0,66 | 0,66 | 0,66 | 0,66 | 0,66 | 0,83 |
| Attenuation at 20 °C (dB/100m) | | | | | | |
| 100 MHz | 8,8 | 8 | 7,5 | 17 | 11,5 | 10,5 |
| 200 MHz | 13,5 | 10,8 | 11 | 24 | 16,5 | 15 |
| 500 MHz | 21 | 17 | 18,5 | 39 | 27 | 24,5 |
| 800 MHz | 27,5 | 25 | 24 | 51 | 35 | 32,5 |
| 1000 MHz | - | 26,5 | 30 | 56 | 41 | 35 |
| 1350 MHz | - | 30,6 | - | - | - | - |
| 1750 MHz | - | 35 | - | - | - | - |
| Capacitance pF/m | 67 | 101 | 67 | 101 | 67 | 42,5 |
| Rel. velocity of propagation % | 67 | 66 | 67 | 67 | 67 | 83 |
| Insulation resistance MOhm x km min. | 10 ⁵ | 10 ⁵ | 10 ⁵ | 10 ⁵ | 10 ⁵ | 10 ⁵ |
| Loop resistance max. (Ohm/km) | 110 | 11 | 23 | 53 | 171 | 155 |
| Nominal peak voltage kVs | 2,8 | 5,1 | 5,2 | 2,5 | 3,5 | 1,1 |
| Dielectric strength 50 Hz kVeff | 7 | 9,5 | 10 | 5 | 7 | 3 |

Dimensions and specifications may be changed without prior notice. (RM01)

Note

- The materials used in manufacture are cadmium-free and contain no silicone and free from substances harmful to the wetting properties of lacquers.
- RG-Coaxial types are in accordance with US-Military specifications MIL-C-17.
- RG/U: R=Radio, G=Guide, U=Utility

Application

Coaxial cables are used in high frequency transmission, especially for transmitters and receivers, computers, radio and TV transmissions. The varied mechanical, thermal and electronic properties of Coaxial cables mean that they can be used up into the GHz levels, as per cable type.

RG-Coaxial Cables



| Type RG.../U | 71 | 174 | 178 | 179 | 180 | 187 | 213 |
|--------------------------------|---|--------------------------------|--------------------------------------|--------------------------------------|--------------------------------------|--------------------------------------|--------------------------|
| Part no. | 40006 | 40197 | 40007 | 40008 | 40009 | 40010 | 40012 |
| Cable structure | | | | | | | |
| Inner conductor diameter mm | 1 x 0,65 Steel/copper, bare | 7 x 0,16 Steel/copper, bare | 7 x 0,1 Steel/copper, silvered | 7 x 0,1 Steel/copper, silvered | 7 x 0,1 Steel/copper, silvered | 7 x 0,1 Steel/copper, silvered | 7 x 0,75 Copper, bare |
| Insulation Ø mm | 3,7 PE, hollow | 1,52 PE | 0,86 PTFE | 1,6 PTFE | 2,6 PTFE | 1,6 PTFE | 7,24 PE |
| Outer conductor | 2 braids Copper, bare Tinned copper | Braid Tinned copper | Braid Silvered copper | Braid Silvered copper | Braid Silvered copper | Braid Silvered copper | Braid Copper, bare |
| Outer jacket | PE | PVC | FEP | FEP | FEP | PFA | PVC |
| Min. bending radius approx. mm | 30 | 15 | 10 | 15 | 25 | 15 | 50 |
| Temperature range °C | -50 to +70 | -35 to +80 | -55 to +200 | -55 to +200 | -55 to +200 | -55 to +260 | -35 to +80 |
| Copper weight kg/km | 48,0 | 7,0 | 6,4 | 7,3 | 11,0 | 8,5 | 79,0 |
| Outer Ø approx. mm | 6,2 | 2,8 | 1,8 | 2,54 | 3,7 | 2,65 | 10,3 |
| Weight approx. kg / km | 62 | 11 | 8 | 16 | 28 | 17 | 159 |

Electrical characteristics

| Impedance (Ohm) | 95 ± 3 | 50 ± 2 | 50 ± 2 | 75 ± 3 | 95 ± 5 | 75 ± 3 | 50 ± 2 |
|--|-----------------|-----------------|-----------------|-----------------|-----------------|-----------------|-----------------|
| Frequency range | | | | | | | |
| f (max.) GHz | 3 | 1 | 3 | 3 | 3 | 3 | 3 |
| Propagation velocity v/c | 0,83 | 0,66 | 0,7 | 0,7 | 0,7 | 0,7 | 0,66 |
| Attenuation at 20°C (dB/100m) | | | | | | | |
| 100 MHz | 10,5 | 30 | 43 | 28 | 20 | 28 | 7 |
| 200 MHz | 15 | 45 | 62 | 41 | 33 | 41 | 10,2 |
| 500 MHz | 24,5 | 73 | 102 | 69 | - | 69 | 17 |
| 800 MHz | 32,5 | 93 | 134 | 92 | - | 92 | 23 |
| Capacitance pF/m | 42,5 | 101 | 93 | 63 | 50 | 64 | 101 |
| Rel. velocity of propagation % | 83 | 70 | 70 | 70 | 70 | 70 | 100 |
| Insulation resistance MΩm x km min. | 10 ⁵ | 10 ⁵ | 10 ⁵ | 10 ⁵ | 10 ⁵ | 10 ⁵ | 10 ⁵ |
| Loop resistance max. (Ωm/km) | 136 | 360 | 860 | 840 | 840 | 840 | 10 |
| Nominal peak voltage kVs | 1,5 | 1,1 | 1,1 | 1,3 | 1,6 | 1,3 | 5,2 |
| Dielectric strength 50 Hz kVeff | 3 | 2 | 2 | 2 | 2 | 2 | 10 |

Dimensions and specifications may be changed without prior notice. (RM01)


Note

- The materials used in manufacture are cadmium-free and contain no silicone and free from substances harmful to the wetting properties of lacquers.
- The colour at FEP and PFA outer jacket is black or transparent as per production outlet.
- RG-Coaxial types are in accordance with US-Military specifications MIL-C-17.
- RG/U: R=Radio, G=Guide, U=Utility

Application

Coaxial cables are used in high frequency transmission, especially for transmitters and receivers, computers, radio and TV transmissions. The varied mechanical, thermal and electronic properties of Coaxial cables mean that they can be used up into the GHz levels, as per cable type.

RG-Coaxial Cables



| Type RG.../U | 214 | 215 | 216 | 217 | 218 | 223 | 316 |
|-----------------------------------|--------------------------------|-----------------------|--------------------------|--------------------------|-----------------------|--------------------------------|--------------------------|
| Part no. | 40011 | 40198 | 40199 | 40200 | 40201 | 40202 | 40203 |
| Cable structure | | | | | | | |
| Inner conductor diameter mm | 7 x 0,75 | 7 x 0,75 | 7 x 0,4 | 1 x 2,7 | 1 x 4,95 | 1 x 0,9 | 7 x 0,17 |
| | Silvered copper | Copper, bare | Tinned copper | Copper, bare | Copper, bare | Silvered copper | Steel/copper, silvered |
| Insulation Ø mm | 7,24 PE | 7,24 PE | 7,24 PE | 9,4 PE | 17,3 PE | 2,95 PE | 1,52 PTFE |
| Outer conductor | 2 braids 2x silvered copper | Braid Copper, bare | 2 braids Copper, bare | 2 braids Copper, bare | Braid Copper, bare | 2 braids 2x silvered copper | Braid Silvered copper |
| Outer jacket | PVC | PVC | PVC | PVC | PVC | PVC | PTFE/ alt. FEP |
| Min. bending radius approx. mm | 50 | 70 | 50 | 70 | 110 | 25 | 15 |
| Temperature range °C | -35 to +80 | -35 to +80 | -35 to +80 | -35 to +80 | -35 to +80 | -35 to +80 | -55 to +200 |
| Copper weight kg/km | 119,0 | 148,0 | 107,0 | 187,0 | 348,0 | 42,0 | 8,5 |
| Outer Ø approx. mm | 10,8 | 10,3 | 10,8 | 13,84 | 22,1 | 5,38 | 2,5 |
| Weight approx. kg / km | 198 | 300 | 176 | 300 | 710 | 60 | 15 |
| Electrical characteristics | | | | | | | |
| Impedance (Ohm) | 50 ± 2 | 50 ± 2 | 75 ± 3 | 50 ± 2 | 50 ± 2 | 50 ± 2 | 50 ± 2 |
| Frequency range | | | | | | | |
| f (max.) GHz | 11 | 3 | 3 | 3 | 3 | 3 | 3 |
| Propagation velocity v/c | 0,66 | 0,66 | 0,66 | 0,66 | 0,66 | 0,66 | 0,66 |
| Attenuation at 20°C (dB/100m) | | | | | | | |
| 100 MHz | 7 | 7 | 7,5 | 4,8 | 2,9 | 17 | 28 |
| 200 MHz | 10,2 | 10,2 | 11 | 7,1 | 4,5 | 23 | 40 |
| 500 MHz | 17 | 17 | 18,5 | 12,3 | 8,1 | 38 | 68 |
| 800 MHz | 23 | 23 | 24 | 16,8 | 11,2 | 50 | 90 |
| Capacitance pF/m | 101 | 101 | 67 | 101 | 101 | 101 | 95 |
| Rel. velocity of propagation % | 67 | 100 | 100 | 100 | 100 | 67 | 70 |
| Insulation resistance | | | | | | | |
| MOhm x km min. | 10 ⁵ | 10 ⁵ | 10 ⁵ | 10 ⁵ | 10 ⁵ | 10 ⁵ | 10 ⁵ |
| Loop resistance | | | | | | | |
| max. (Ohm/km) | 10 | 10 | 21 | 5 | 2 | 36 | 310 |
| Nominal peak voltage kVs | 5,2 | 5 | 5 | 7 | 11 | 1,9 | 1,2 |
| Dielectric strength | | | | | | | |
| 50 Hz kVeff | 10 | 10 | 10 | 10 | 15 | 5 | 2 |

Dimensions and specifications may be changed without prior notice. (RM01)


Note

- The materials used in manufacture are cadmium-free and contain no silicone and free from substances harmful to the wetting properties of lacquers.
- The colour outer jacket at PTFE is black or transparent as per production outlet.
- RG-Coaxial types are in accordance with US-Military specifications MIL-C-17.
- RG/U: R=Radio, G=Guide, U=Utility

Application

Coaxial cables are used in high frequency transmission, especially for transmitters and receivers, computers, radio and TV transmissions. The varied mechanical, thermal and electronic properties of Coaxial cables mean that they can be used up into the GHz levels, as per cable type.

Halogen-Free RG-Coaxial Cables



| Type RG.../U | 11 | 58 | 59 | 62 | 71 | 213 | 214 |
|--------------|-------|-------|-------|-------|-------|-------|-------|
| Part no. | 40190 | 40191 | 40192 | 40193 | 40194 | 40195 | 40196 |

Cable structure

| | | | | | | | |
|--------------------------------|---------------|---------------|--------------------|--------------------|--------------------|--------------|--------------------|
| Inner conductor diameter mm | 7 x 0,4 | 19 x 0,18 | 1 x 0,6 | 1 x 0,65 | 1 x 0,65 | 7 x 0,75 | 7 x 0,75 |
| Insulation Ø mm | Tinned copper | Tinned copper | Steel/copper, bare | Steel/copper, bare | Steel/copper, bare | Copper, bare | Silvered copper |
| Outer conductor | 7,3 PE | 2,95 PE | 3,7 PE | 3,7 PE, hollow | 3,7 PE, hollow | 7,24 PE | 7,24 PE |
| Outer jacket | Braid | Braid | Braid | Braid | 2 braids | Braid | 2 braids |
| Min. bending radius approx. mm | Copper, bare | Tinned copper | Copper, bare | Copper, bare | Copper, bare | Copper, bare | 2x silvered copper |
| Temperature range °C | - | - | - | - | Tinned copper | - | - |
| Copper weight kg/km | HM2 | HM2 | HM2 | HM2 | HM2 | HM2 | HM2 |
| Outer Ø approx. mm | 50 | 25 | 30 | 30 | 30 | 50 | 50 |
| Weight approx. kg / km | -35 to +80 | -35 to +80 | -35 to +80 | -35 to +80 | -50 to +70 | -35 to +80 | -35 to +80 |
| | 58,0 | 21,0 | 26,0 | 26,0 | 48,0 | 79,0 | 119,0 |
| | 10,3 | 5,4 | 6,4 | 6,4 | 6,9 | 10,3 | 10,8 |
| | 144 | 38 | 57 | 54 | 64 | 155 | 203 |

Electrical characteristics

| Impedance (Ohm) | 75 ± 3 | 50 ± 2 | 75 ± 3 | 93 ± 5 | 93 ± 3 | 50 ± 2 | 50 ± 2 |
|--------------------------------|-----------------|-----------------|-----------------|-----------------|-----------------|-----------------|-----------------|
| Frequency range | | | | | | | |
| f (max.) GHz | 3 | 3 | 3 | 3 | 3 | 3 | 11 |
| Propagation velocity v/c | 0,66 | 0,66 | 0,66 | 0,85 | 0,85 | 0,66 | 0,66 |
| Attenuation at 20°C (dB/100m) | | | | | | | |
| 3 MHz | 1,3 | 2,9 | 2 | 2 | 2 | 1,2 | 1,2 |
| 10 MHz | 2,4 | 5,3 | 3,8 | 3,7 | 3,7 | 2,3 | 2,3 |
| 100 MHz | 7,8 | 17 | 12,2 | 12 | 12,5 | 7,5 | 7,5 |
| 200 MHz | 11,3 | 24,4 | 17,6 | 17,3 | 17,3 | 10,9 | 10,9 |
| 500 MHz | 18,7 | 39,2 | 27,2 | 24,7 | 24,7 | 17,2 | 17,2 |
| 800 MHz | 23,4 | 47,8 | 35,2 | 34,6 | 34,6 | 22,6 | 22,6 |
| Capacitance pF/m | 68 | 0 | 68 | 42,5 | 42,5 | 101 | 101 |
| Rel. velocity of propagation % | 67 | 67 | 67 | 43 | 43 | 101 | 101 |
| Insulation resistance | | | | | | | |
| MOhm x km min. | 10 ⁵ | 10 ⁵ | 10 ⁵ | 10 ⁵ | 10 ⁵ | 10 ⁵ | 10 ⁵ |
| Loop resistance | | | | | | | |
| max. (Ohm/km) | 23 | 53 | 171 | 155 | 136 | 10 | 10 |
| Nominal peak voltage kVs | 5 | 1,9 | 2,3 | 0,75 | 0,75 | 5 | 5 |
| Dielectric strength | | | | | | | |
| 50 Hz kV eff. | 10 | 5 | 7 | 3 | 3 | 10 | 10 |

Dimensions and specifications may be changed without prior notice. (RM01)

Note

- The materials used in manufacture are cadmium-free and contain no silicone and free from substances harmful to the wetting properties of lacquers.
- H-outer jacket = halogen-free material (HM2)
- RG-Coaxial types are in accordance with US-Military specifications MIL-C-17.
- RG/U: R=Radio, G=Guide, U=Utility
- FRNC = Flame Retardant Non-Corrosive

Application

Coaxial cables are used in high frequency transmission, especially for transmitters and receivers, computers, radio and TV transmissions where no flame propagation under behaviour in fire is permitted. The varied mechanical, thermal and electronic properties of Coaxial cables mean that they can be used up into the GHz levels, as per cable type.